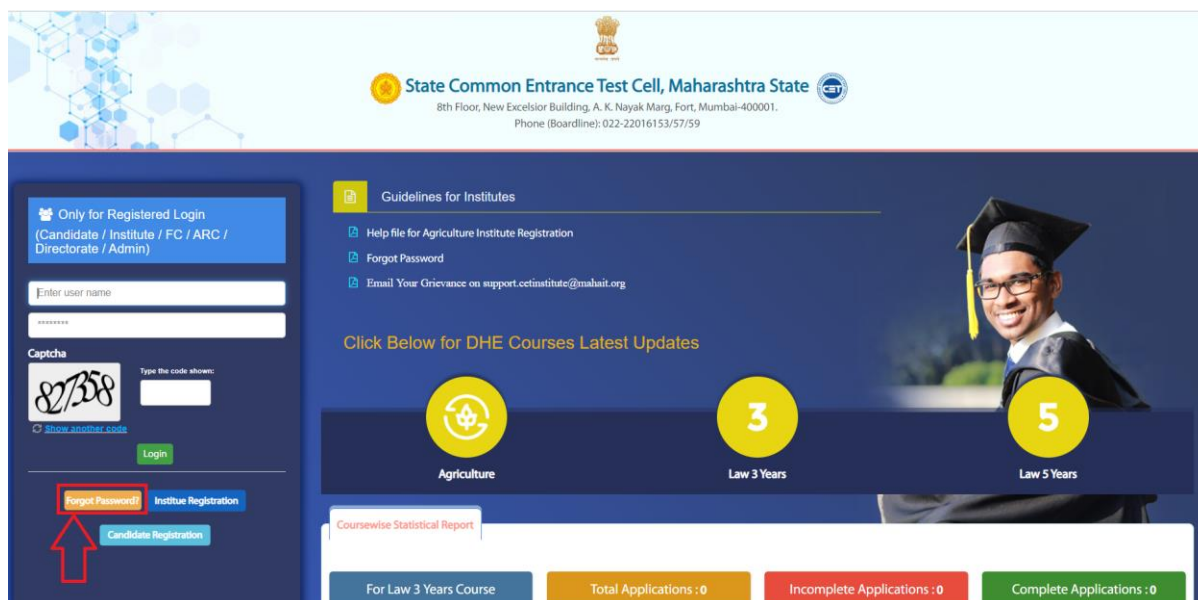


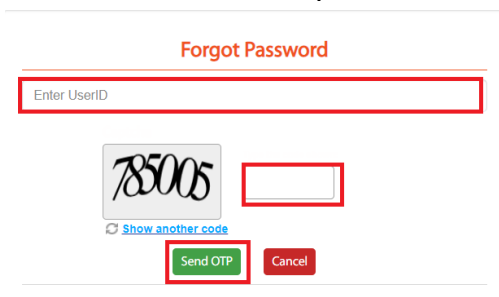
User Manual for Forgot Password

Click on the [URL:- http://cetcelladmissions.mahait.org](http://cetcelladmissions.mahait.org)

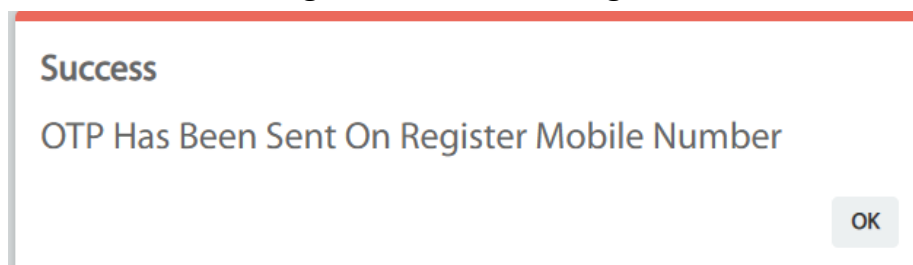
1) Click on Forgot Password Button available on Home Page.



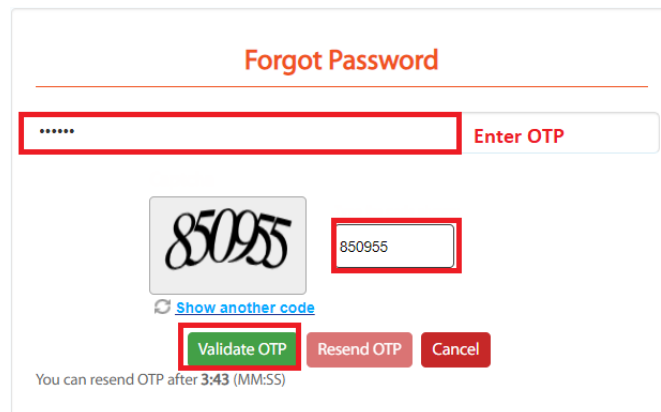
2) Enter User id and Captcha and click on Send OTP Button.



3) OTP Success Message will receive on registered mobile number.

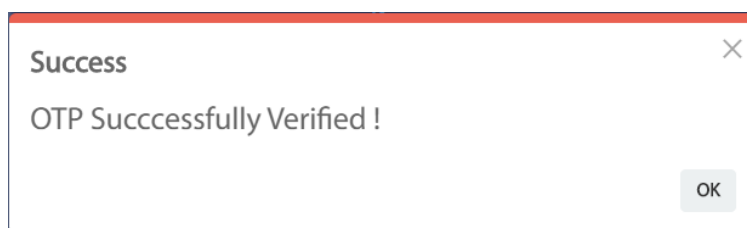


- 4) Enter OTP and Captcha and click on Validate OTP Button. If OTP Not received then click on Resend OTP Button.



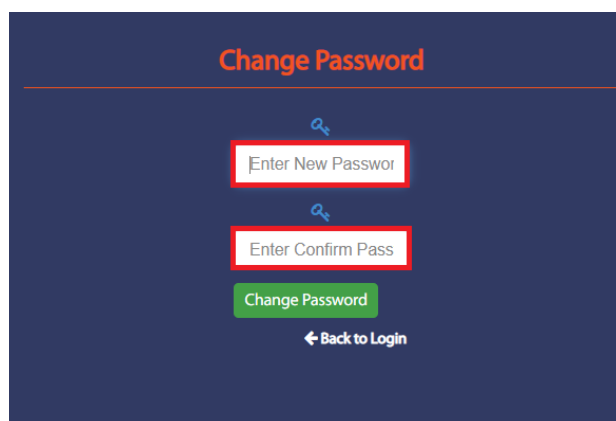
The image shows a 'Forgot Password' form. At the top, the title 'Forgot Password' is displayed in orange. Below the title is a red-bordered input field containing six asterisks, with the label 'Enter OTP' to its right. Underneath is a CAPTCHA image showing the number '850955' in a stylized font. To the right of the CAPTCHA is a red-bordered input field containing the number '850955'. Below the CAPTCHA is a blue link that says 'Show another code'. At the bottom of the form are three buttons: a green 'Validate OTP' button, a red 'Resend OTP' button, and a red 'Cancel' button. A small text at the bottom left states 'You can resend OTP after 3:43 (MM:SS)'.

- 5) OTP is successfully Verified Message will be displayed.



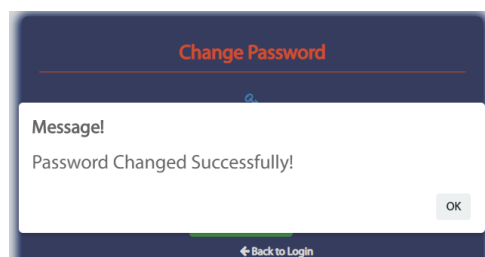
The image shows a success message box. The title is 'Success' with a close button (X) to its right. The main text reads 'OTP Successfully Verified !'. At the bottom right corner, there is an 'OK' button.

- 6) Enter New Password and Enter Confirm New Password and click on Change Password button.(New Password Must have minimum 7 characters at least 1 Alphabet, 1 Numerical and 1 special character)



The image shows a 'Change Password' form on a dark blue background. The title 'Change Password' is in orange. Below the title are two red-bordered input fields: 'Enter New Passwor' and 'Enter Confirm Pass'. Below these fields is a green 'Change Password' button and a white 'Back to Login' button with a left-pointing arrow.

- 7) Password Changed Successfully Message will be displayed.



The image shows a message box on a dark blue background. The title is 'Change Password'. The main text reads 'Message! Password Changed Successfully!'. At the bottom right corner, there is an 'OK' button. At the bottom left corner, there is a white 'Back to Login' button with a left-pointing arrow.